

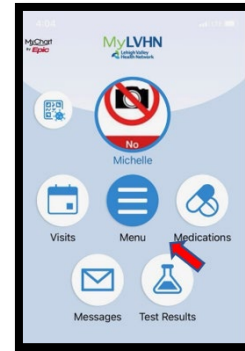
How to fill out and upload your Financial Assistance Program (FAP) application through MyLVHN.org or MyLVHN app.

1. Log in to your MyLVHN account. (**MyLVHN.org** on your computer or the **MyLVHN app** on your mobile device.)

Computer



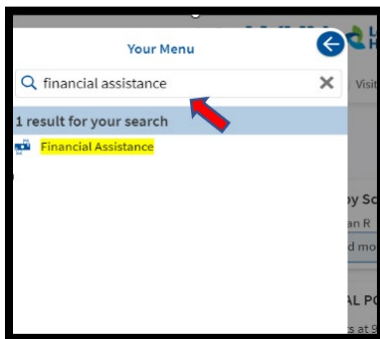
MyLVHN app



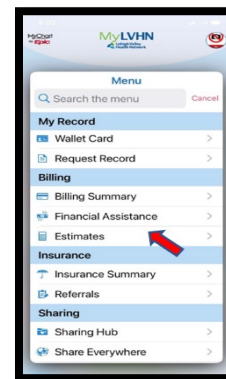
2. Go to **Your Menu**

- Scroll to Billing.
 - Select: Financial Assistance
- Or in the search bar, type: Financial Assistance

Search Bar



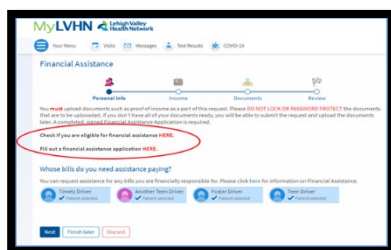
MyLVHN app



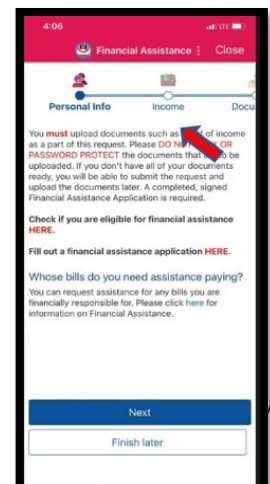
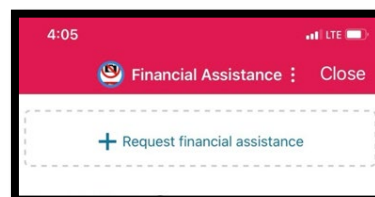
3. Click on: **Financial Assistance**

This page has two items to review: one to help you see if you are eligible for financial assistance and the other is an application for financial assistance. Click the word “Here” in two places to be taken to this information and the application form.

Computer



MyLVHN app



4. To fill out the financial assistance program (FAP) application:
 - Save the PDF application form to your **“files/documents”** on your computer, mobile phone or tablet.
 - Fill out document and save it.
5. Go back to **MyLVHN.org** on your computer or **MyLVHN app** via phone/tablet.
 - Go to **Financial Assistance** in **MyLVHN** and choose to add your completed Financial Assistance Program application.
6. Once uploaded select “next.”
7. Continue through the application process.